

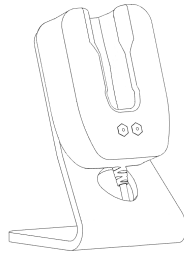
AINA Desktop Cradle

QUICK GUIDE

AINA Wireless

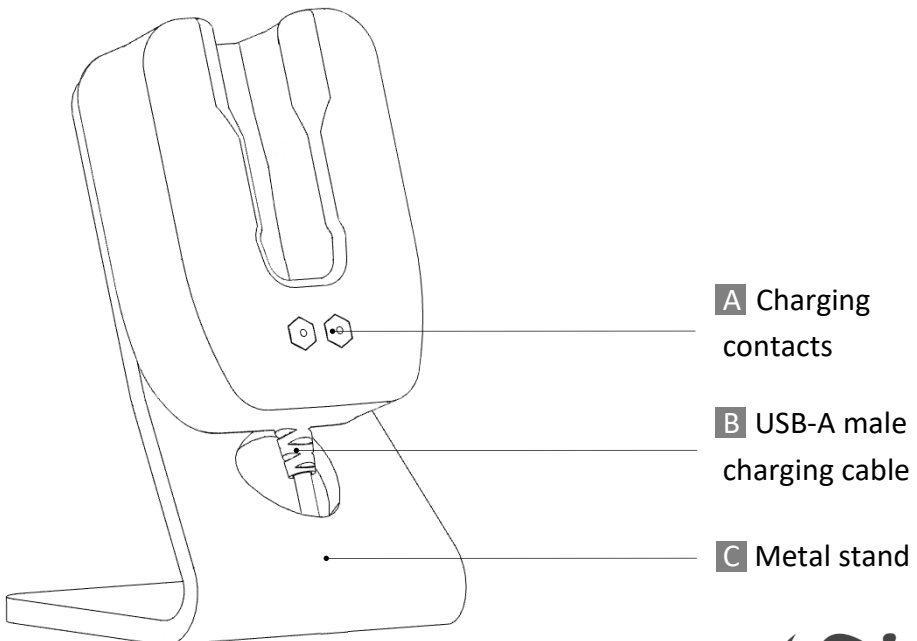
DOC ID : IU0010 ver. 1.0.

INCLUDED IN THE PACKAGE



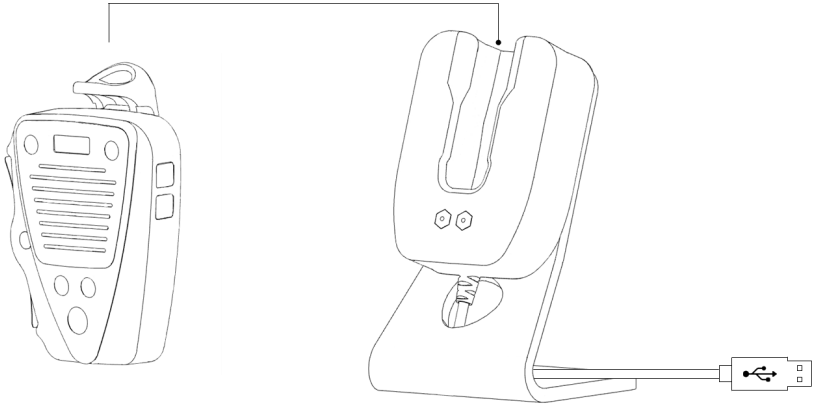
X 1

DESIGN



CHARGING INSTRUCTIONS

1. Slide the PTT Voice Responder clip into the Desktop Cradle
2. Connect the charging cable's USB-A male end into the USB-A female socket of a wall charger or laptop for example



NOTE use only USB certified power supply, rated current 700mA - 2.8A and voltage 4.75—5.25V. Charging temperature range 10°- 40°C

NOTE 2 do NOT cut the cable, always connect to USB power supply

CUSTOMER CARE

If any part of the equipment is damaged on arrival, contact the shipper to conduct an inspection and prepare a damage report. Save the shipping container and all packing materials until the inspection and the damage report are completed.

In addition, contact the Customer Care to make arrangements for replacement equipment. Do not return any part of the shipment until you receive detailed instructions from an AINA Wireless representative.

Contact Customer Care at:

E-mail: sales@aina-wireless.com